

2011 TFEX Highlights

Products and Services :

TFEX listed 16 additional underlying stocks bringing the total number of underlying stocks to 30 for single stock futures in March 2011.

TFEX launched Silver Futures and extended the trading hour (Night Session) of commodities products in June 20th 2011. The Night Session trading hours are from 19:30 - 22:30 hrs.

TFEX launched Oil Futures on October 17th 2011. The contract size is 100 barrels and the underlying is the Brent Index as published by www.theice.com.

Enhancing liquidity :

Gold Futures :

TFEX appointed 4 new market makers for Gold Futures including Hua Seng Heng Gold Futures Co., Ltd., YLG Bullion & Futures Co., Ltd., KT Zmico Securities Co., Ltd. and Classic Gold Futures Co., Ltd..

SET50 Options :

TFEX appointed KT Zmico Securities Co., Ltd. as a market maker for SET50 Options.

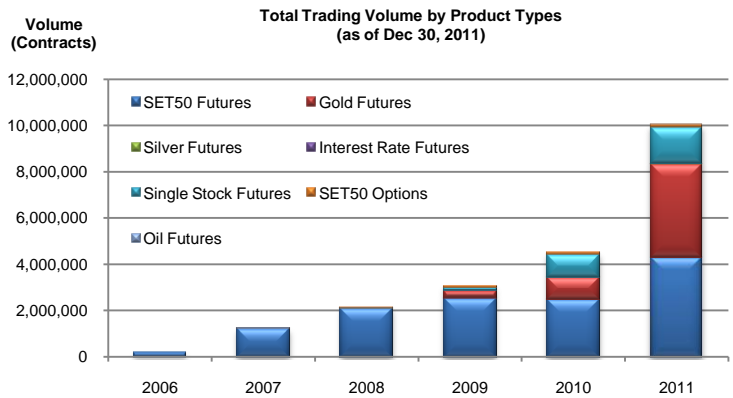
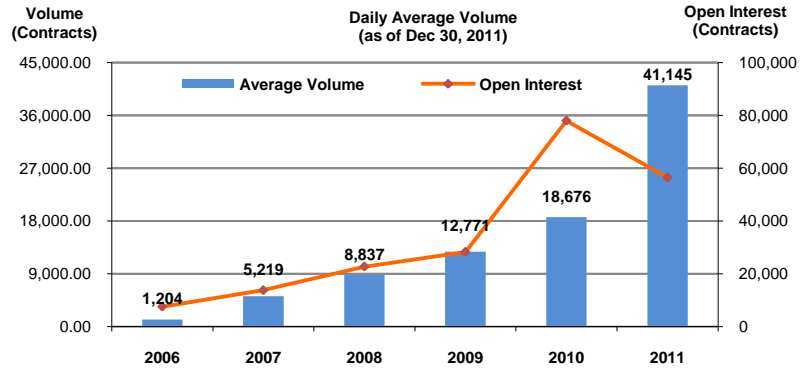
Silver Futures :

TFEX appointed Classic Gold Futures Co., Ltd. as a market maker for Silver Futures.

Trading Statistics :

Precious Metals trading volume hit record high at over 1,000,000 contracts in August 2011.

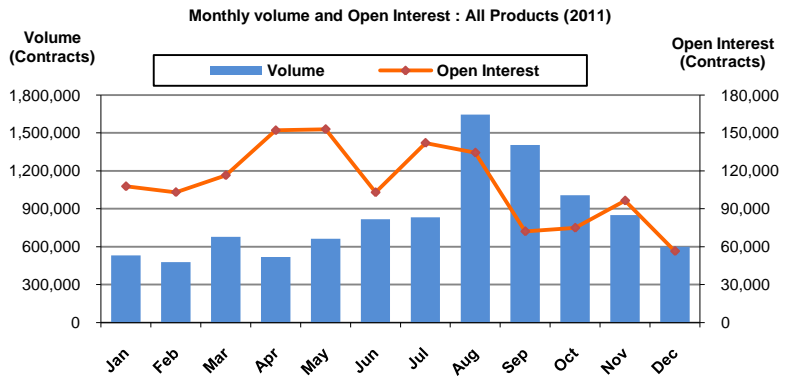
Total Market Volume for Year 2011 reached over 10,000,000 contracts.



TOP 5 BROKER RANKING 2011

Unit : Contracts

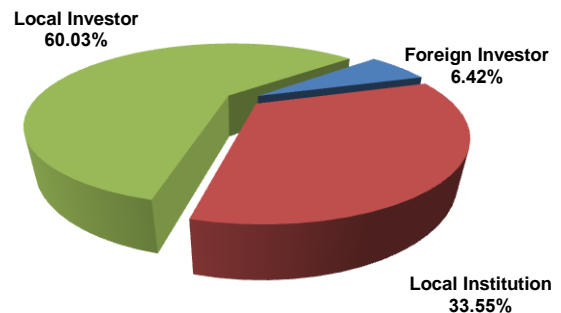
Rank	Broker	Volume	%
1	GLOBEX	2,261,157	11.28%
2	PHILLIP	1,692,636	8.44%
3	MAYBANK KIMENG	1,484,682	7.40%
4	MTSGF	1,136,861	5.67%
5	KGI	1,087,015	5.42%
Top 5 total		7,662,351	38.21%



INVESTOR BREAKDOWN 2011

Unit : Contracts

	Trading volume (Contracts)		
	Long	Short	Net
Foreign Investors	653,307	634,054	19,253
Local Institutions	3,339,250	3,389,831	-50,581
Local Investors	6,034,559	6,003,231	31,328



For more information:
www.tfex.co.th



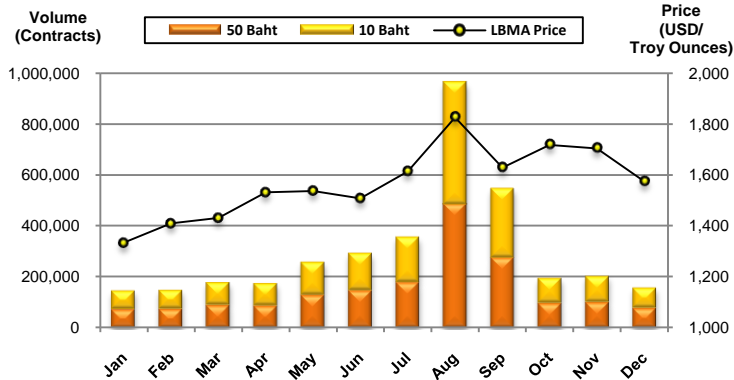
TRADING VOLUME STATISTICS

	2010				2011			
	Average	Total	Open Interest	% Change *	Average	Total	Open Interest	% Change *
Futures	18,233	4,412,119	77,158	47.30%	40,702	9,919,123	55,497	123.24%
SET50	10,212	2,471,302	25,553	-1.62%	17,690	4,316,437	22,421	73.23%
Single Stock	4,006	969,353	35,356	567.79%	6,468	1,578,092	9,514	61.46%
50 Baht Gold	3,277	792,960	10,344	134.51%	7,449	1,817,483	8,627	127.32%
10 Baht Gold	1,716	178,463	5,905	-	8,901	2,171,795	14,695	418.70%
Silver	-	-	-	-	236	31,567	229	-
Oil	-	-	-	-	64	3,320	9	-
Interest Rate	1	41	-	-	2	429	2	100.00%
Options	443	107,317	797	12.83%	443	107,993	955	0.00%
SET50	443	107,317	797	12.83%	443	107,993	955	0.00%
Total Trading Volume	18,676	4,519,436	77,955	46.24%	41,145	10,027,116	56,452	120.31%

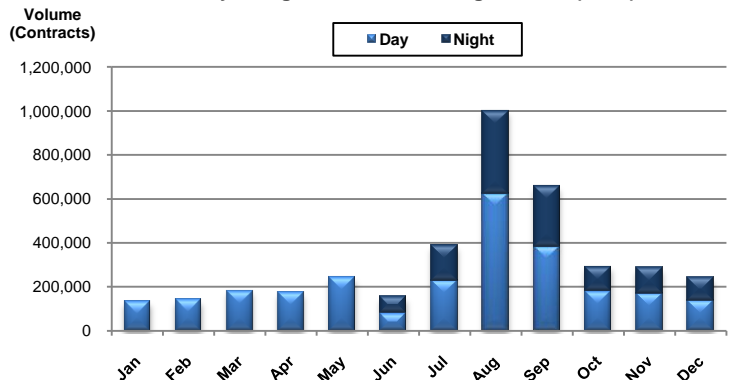
Remark : The % change is the changes in the daily average calculated from the previous year.

	2010	2011	% Change
Number of Accounts	42,810	63,100	47.40%

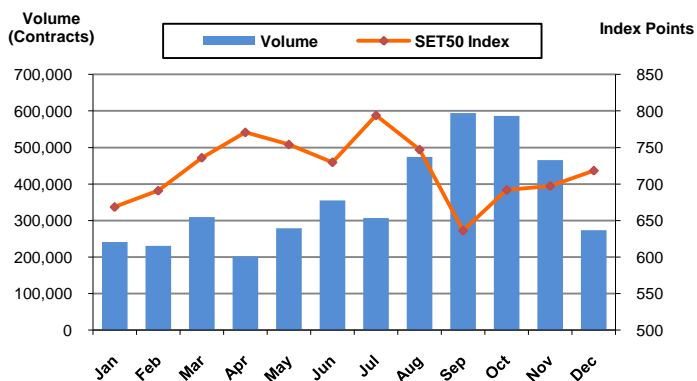
Gold Futures Volume and LBMA A.M. Fixing Price (2011)



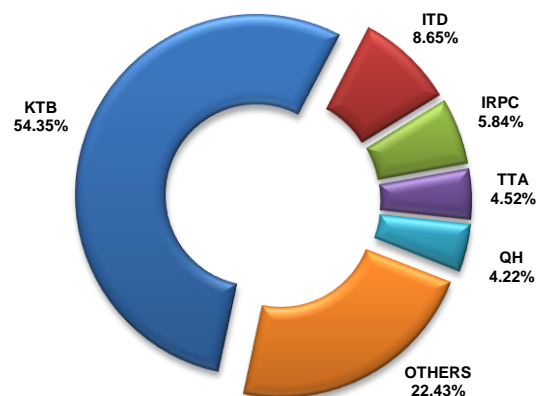
Day & Night Session Trading Volume (2011)



SET50 Index Futures Volume and Price Movement (2011)



Top 5 Single Stock Futures (2011)



For more information:
www.tfex.co.th

