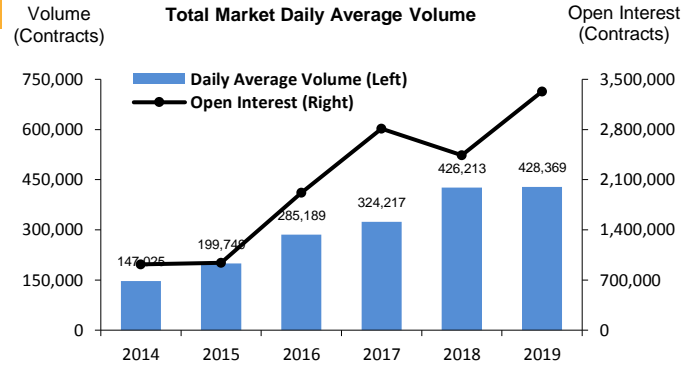


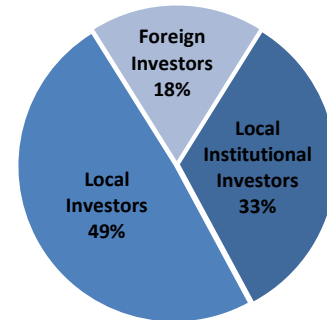
2019 TFEX STATISTICS HIGHLIGHTS

Derivatives

- TFEX total trading volume reached 104.52 million contracts an average daily volume of 428,369 contracts.
- Gold Online Futures average daily volume (ADV) increases 600% from the previous year from 2,326 contracts to 16,289 contracts while SET50 Index Options average daily volume (ADV) increases 25% from the previous year to 6,874 contracts.
- Total open Interest fell 36.47% to 3,330,230 contracts at the end of December from a year earlier.



Investor Breakdown



TOP 20 MEMBER RANKING

Unit : Contracts

Rank	Members	%
1	PHATRA SECURITIES	9.13%
2	KGI SECURITIES	9.09%
3	JPMORGAN SECURITIES	8.26%
4	COUNTRY GROUP SECURITIES	7.81%
5	YUANTA SECURITIES	5.99%
6	BUALUANG SECURITIES	5.63%
7	KTB SECURITIES	5.05%
8	PHILLIP SECURITIES	4.99%
9	KASIKORN SECURITIES	4.85%
10	RHB SECURITIES	3.36%
11	CLASSIC AUSIRIS INVESTMENT ADV	3.25%
12	FINANSIA SYRUS SECURITIES	3.24%
13	MAYBANK KIM ENG SECURITIES	2.98%
14	THANACHART SECURITIES	2.63%
15	CREDIT SUISSE SECURITIES	2.43%
16	MTS GOLD FUTURES	2.11%
17	SCB SECURITIES	1.86%
18	UOB KAYHIAN SECURITIES	1.70%
19	KINGSFORD SECURITIES	1.58%
20	KT ZMICO SECURITIES	1.54%

TRADING STATISTICS

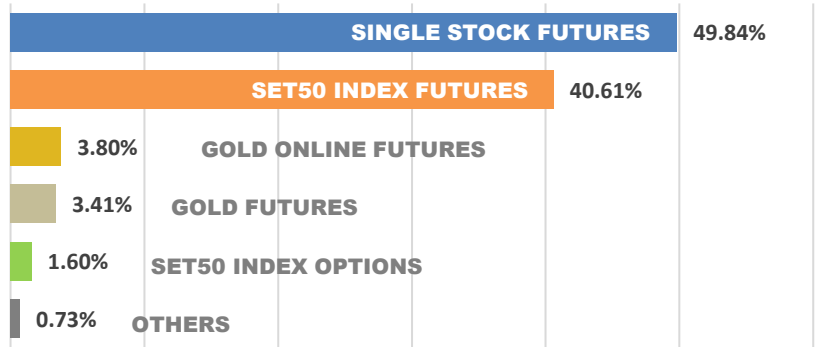
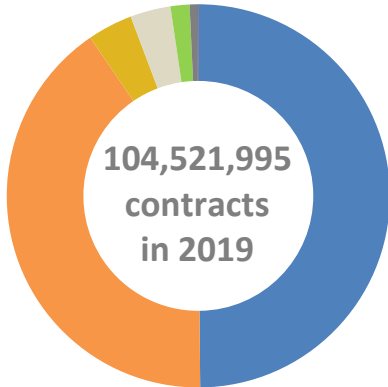
Unit : Contracts

Contracts	2019		2018	
	Volume	Open Interest	Volume	Open Interest
Futures	102,844,672	3,308,103	103,059,680	2,421,784
SET50	42,450,175	280,520	42,544,040	241,787
Single Stock	52,098,173	2,917,490	55,332,444	2,134,802
Gold	3,560,986	34,610	4,268,013	23,815
Gold-D	33,157	96	106,443	488
Gold Online	3,974,556	36,373	88,411	2,205
RSS3D	54,565	-	34,482	60
USD	673,060	39,014	685,847	18,627
Options	1,677,323	22,127	1,362,520	18,439
SET50	1,677,323	22,127	1,362,520	18,439
Total Volume	104,521,995	3,330,230	104,422,200	2,440,223



For more information:
www.TFEX.co.th

VOLUME BREAKDOWN 2019



Others = USD & RSS3D Futures

TOP 5 MEMBERS RANKING SET50 INDEX FUTURES

Unit : Contracts

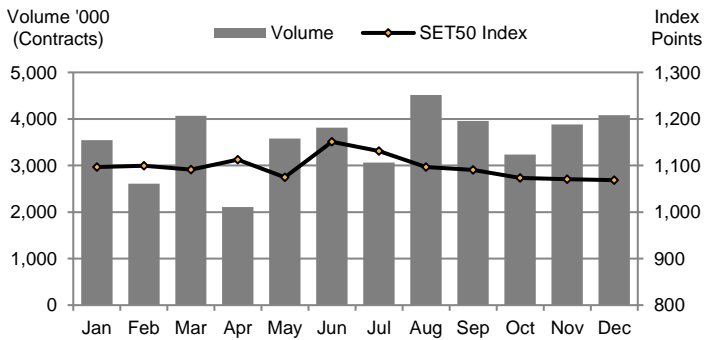
Rank	Member	%
1	KGI SECURITIES	13.00%
2	PHATRA SECURITIES	10.91%
3	COUNTRY GROUP SECURITIES	10.23%
4	JPMORGAN SECURITIES	9.72%
5	KTB SECURITIES	6.59%
Top 5 Total		50.45%

TOP 5 MEMBERS RANKING SINGLE STOCK FUTURES

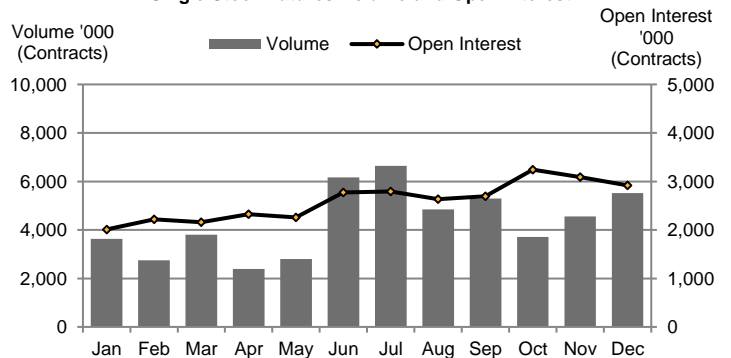
Unit : Contracts

Rank	Member	%
1	YUANTA SECURITIES	9.18%
2	PHATRA SECURITIES	9.10%
3	JPMORGAN SECURITIES	8.49%
4	BUALUANG SECURITIES	7.88%
5	KASIKORN SECURITIES	7.80%
Top 5 Total		42.45%

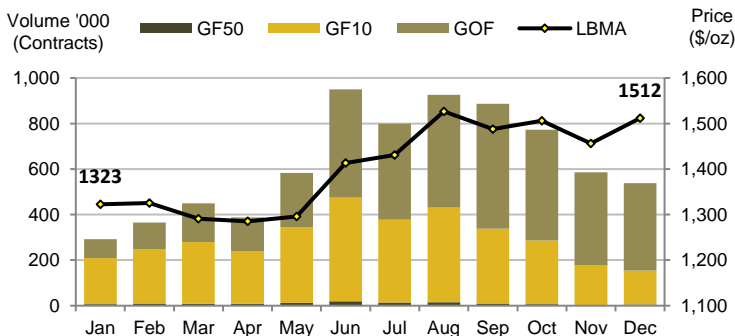
SET50 Index Futures Volume and Price Movement



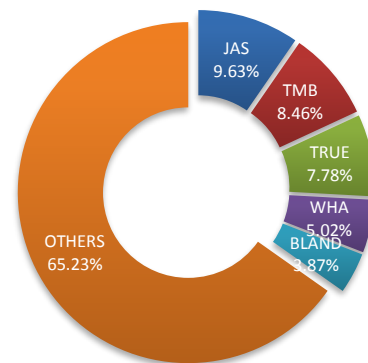
Single Stock Futures Volume and Open Interest



Gold Futures Volume and LBMA A.M. Fixing Price



Top 5 Single Stock Futures



Business Development

DerivativesDepartment@set.or.th

Information Services

InfoProducts@set.or.th

Direct Market Access

Paranee@set.or.th

Clearing House

DerivativesClearingUnit@set.or.th